



MH-Sc

MH 250W/637 E40 CO U 1SL/12

Sodium Scandium Metal Halide Lamps consisting of a gasfilled glass bulb, which alternatively are clear or internal coated, and a quartz discharge tube (DT).

Product data

General Information	
Cap base	E40 [E40]
Burning Position	H [Hanging or Base Up (BU)]
Life to 50% failures (nom.)	10000 h
System description	na [-]
Light Technical	
Colour Code	637 [CCT of 3,700 K]
Lamp Luminous Flux (Min)	17200 lm
Lamp Luminous Flux (Nom)	19000 lm
Colour Designation	Cool White (CW)
Lumen maintenance 1,000 hours (nom.)	85 %
Chromaticity coordinate X (nom.)	405
Chromaticity coordinate Y (nom.)	395
Colour Temperature, horizontal (Nom)	3600 K
Lamp Luminous Efficacy EM (Nom)	76 lm/W
Colour Rendering Index,horiz (Nom)	61
Operating and Electrical	
Power (Rated) (Max)	- W
Power (Rated) (Min)	- W
Power (Rated) (Nom)	250 W
Lamp current run-up (max.)	3.5 A
Lamp current (EM) (nom.)	2.1 A
Ignition supply voltage (max.)	198 V

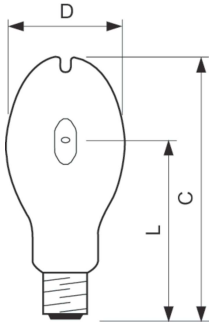
Ignition supply voltage (min.)	198 V
Voltage (Max)	148 V
Voltage (Min)	118 V
Voltage (Nom)	133 V
Controls and Dimming	
Dimmable	No
Mechanical and Housing	
Lamp Finish	Coated glass
Approval and Application	
Energy efficiency label (EEL)	A+
Mercury (Hg) content (nom.)	33 mg
Energy consumption kWh/1,000 hours	275 kWh
Luminaire Design Requirements	
Bulb temperature (max.)	400 °C
Cap-base temperature (max.)	210 °C
Product Data	
Full product code	871150019996615
Order product name	MH 250W/637 E40 CO U 1SL/12
EAN/UPC – product	8711500199966
Order code	928480310097

MH-NaSc

Local order code	MH250WUGESCO
SAP numerator – quantity per pack	1
Numerator – packs per outer box	12
SAP material	928480310097

SAP net weight (piece)	0.175 kg
------------------------	----------

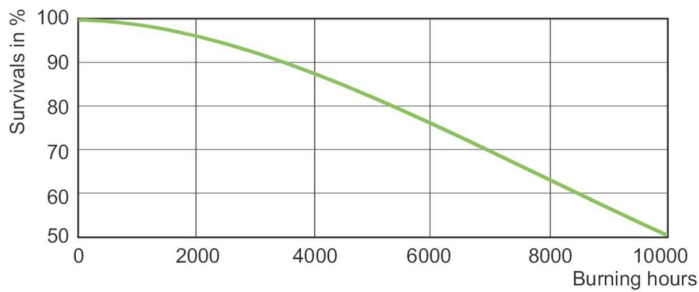
Dimensional drawing



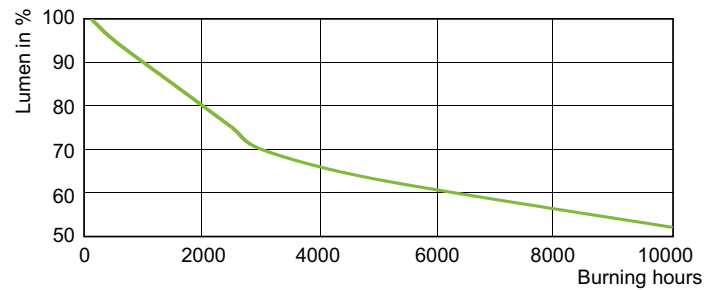
MH 250W/637 E40 CO

Product	D (max)	L (min)	C (max)
MH 250W/637 E40 CO U 1SL/12	91 mm	149 mm	226 mm

Lifetime



LDLE_MH_0009-Life expectancy diagram



LDLM_MH_0010-Lumen maintenance diagram

